




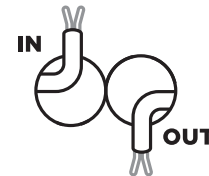
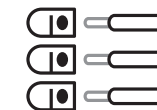
# Fulton

wall & bollard

An evergreen concept catches the eye. FULTON wall & bollard series with retrofit solution feel right at home in your garden. The robust design with multiple bars attracts the attention in any outdoor space.



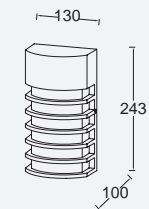
### FAST CONNECTION



Matt Black

**5207601012**

CLASS I  
IP54  
E27 Max.40W  
Die Cast Aluminium



**7207601012**

CLASS I  
IP54  
E27 Max.40W  
Die Cast Aluminium

