








| Product Identification | | Product Image |
|------------------------|-------------|--|
| Company Name | LUTEC |  |
| Item code | 8600504446 | |
| Module code | 8600504446M | |
| Product Name | STANOS | |
| Last modified | 2021/9/15 | |

| Step | |
|---|--|
|  |  |
| 1. Light | 2.Pry open the diffusor |
|  |  |
| 3. Unscrew and remove the LED board | 4. Unscrew and remove the fixed board |
|  |  |
| 5. Unscrew and remove the control board | 6. Module 252VDC 27mA |