














Product Identification		Product Image 
Company Name	LUTEC	
Item code	8600502446	
Module code	8600502446M	
Product Name	STANOS	
Last modified	2021/9/15	

Step

	
1. Light	2.Pry open the diffuser
	
3. Unscrew and remove the LED board	4. Unscrew and remove the fixed board
	
5. Unscrew and remove the other fixed board	6. Unscrew and remove the control board
	
7. Unscrew the wires on terminal post	8. Unscrew and remove the gasket
	
9. Unscrew and remove the body shell	10.Unscrew and remove the gaskets and screws
	
11. Withdraw the wires	12. Module 252VDC 27mA