






| Product Identification | | Product Image |
|------------------------|-------------|--|
| Company Name | LUTEC |  |
| Item code | 8506204331 | |
| Module code | 8506204331M | |
| Product Name | NOMA | |
| Last modified | 2021/10/30 | |


Step

| | |
|---|--|
|  |  |
|---|--|

| | |
|-----------------|---|
| 1. Light | 2. Remove the decorative ring with sol agent |
|-----------------|---|

| | |
|--|---|
|  |  |
|--|---|

| | |
|--|---|
| 3. Unscrew and remove the diffuser and touchpad | 4. Unscrew and remove the cell box and bottom base |
|--|---|

| | |
|---|--|
|  | |
|---|--|

| | |
|------------------|--|
| 5. Module | |
|------------------|--|

| | |
|--|--|
| | |
|--|--|