










Product Identification		Product Image	
Company Name	LUTEC		
Item code	8500403012		
Module code	8500403012M		
Product Name	GLOBE		
Last modified	2021/9/15		

Step

	
1. Light	2. Soak in alcohol, pry open the diffuser
	
3. Unscrew and remove the LED board	4. Unscrew and remove the protective cover of control board
	
5. Unscrew and remove the small part of control board	6. Unscrew and remove the base of control board
	
7. Unscrew and remove the control board	8. Module