








Product Identification		Product Image
Company Name	LUTEC	
Item code	8500102331	
Module code	8500102331M	
Product Name	PEPPER	
Last modified	2021/6/24	

Step

	
1. Light	2. Twist off the top cap
	
3. Unscrew and remove the bottom base, outer diffuser and battery	4. Unscrew and remove the LED board, pull out the bluetooth module and the inner diffuser
	
5. Solder off the battery wire and switch wire with soldering iron	6. Module