










Product Identification		Product Image
Company Name	LUTEC	
Item code	8200801446	
Module code	8200801446M	
Product Name	WANDIE	
Last modified	2021/9/15	

Step

	
1. Light	2. Pry open one end of the switch
	
3. Unscrew and remove the control board 1	4. Unplug the other end of the shell by hand, and remove the control board 2
	
5. Unscrew and remove the fixed shell	6. Remove the lamp cover
	
7. Unscrew and remove the LED board	8. Module