












Product Identification		Product Image
Company Name	LUTEC	
Item code	7635605331	
Module code	7635605331M	
Product Name	ARTICA	
Last modified	2021/10/30	

Step

	
1. Light	2. Pry open the diffuser
	
3. Solder off the wires on board	4. Unscrew and remove the LED board
	
5. Unscrew and remove the bracket	6. Unscrew and remove the terminal post
	
7. Unscrew and remove the wires and back board	8. Unscrew and remove the module part
	
9. Pry open the lens on sensor	8. Unscrew and remove the probe plate