










Product Identification		Product Image
Company Name	LUTEC	
Item code	7625701345	
Module code	7625701345M	
Product Name	SUNSHINE	
Last modified	2021/6/24	

**Step**

	
<b>1. Light</b>	<b>2. Unscrew and remove the plastic plate</b>
	
<b>3. Unscrew and remove the terminal and shield</b>	<b>4. Pry open the sensor</b>
	
<b>5. Unscrew and remove the lamp head</b>	<b>6. Pry open the diffuser</b>
	
<b>7. Unscrew and remove the LED board</b>	<b>8. Module</b>