










Product Identification		Product Image
Company Name	LUTEC	
Item code	7625601345	
Module code	7625601345M	
Product Name	SUNSHINE	
Last modified	2021/6/24	

Step

	
1. Light	2. Unscrew and remove the plastic plate
	
3. Unscrew and remove the terminal and shield board	4. Pry open the sensor
	
5. Unscrew and remove the lamp head	6. Pry open the diffusor
	
7. Unscrew and remove the LED board	8. Module