



Product Identification		Product Image
Company Name	LUTEC	
Item code	7622221012	
Module code	7622221012M	
Product Name	SHRIMP	
Last modified	2021/6/20	


Step




1. Light **2. Unscrew and remove the backshell**




3. Pry open the translucent cover **4. Remove the two Phillips screws, remove the shade cover to expose the circuit board, and unscrew and remove the terminal**



5. Unscrew and remove the reflector **6. Unscrew to open the reflector to expose the LED board**



7. Unscrew the circuit board screws **8. Soldering off the LED board and circuit board**



9. Module