




Product Identification		Product Image
Company Name	LUTEC	
Item code	7622104330	
Module code	7622104330M	
Product Name	SHRIMP II	
Last modified	2021/5/10	


**Step**




<b>1. Light</b>	<b>2. Unscrew and remove the plastic plate</b>
-----------------	--



<b>3. Unscre and remove the terminal and expose the circuit board</b>	<b>4. Turn down the sensor head by hand and pull out the sensor terminal</b>
---	--



<b>5. remove the screws behind the heads</b>	<b>6. Remove cover and reflector</b>
--	--------------------------------------



<b>7. Solder off the wires on board</b>	<b>8. Module</b>
---	------------------
