




| Product Identification | | Product Image |
|------------------------|-------------|--|
| Company Name | LUTEC |  |
| Item code | 7288902118 | |
| Module code | 7288902118M | |
| Product Name | KIRA | |
| Last modified | 2021/6/20 | |

Step

| | |
|---|--|
|  |  |
|---|--|


1. Light

2. Soak in alcohol, pry open the diffuser

| | |
|---|--|
|  |  |
|---|--|

3. Unscrew and remove the screws

4. Solder the L and N wires of the LED board

| | |
|---|--|
|  | |
|---|--|

5. Module

| | |
|--|--|
| | |
|--|--|