






Product Identification		Product Image
Company Name	LUTEC	
Item code	7193802012	
Module code	7193802012M	
Product Name	CUBA	
Last modified	2021/6/2	



**Step**

	
---	--

<b>1. Light</b>	<b>2. After using a sol agent, pry the plastic cover by screw</b>
-----------------	---

	
---	--

<b>3. Unscrew the lamp body</b>	<b>4. Remove the light post with an Allen wrench</b>
---------------------------------	--

	
---	--

<b>5. Open the end wire connector with vise</b>	<b>6. Module</b>
---	------------------

--	--