








Product Identification		Product Image
Company Name	LUTEC	
Item code	7193801118	
Module code	7193801118M	
Product Name	CUBA	
Last modified	2021/6/2	

Step	
	
<b>1. Light</b>	<b>2. After using a sol agent, pry the plastic cover by screw</b>
	
<b>3. Unscrew the lamp body</b>	<b>4. Remove the light post with an Allen wrench</b>
	
<b>5. Open the end wire connector with vise</b>	<b>6. Module</b>