








Product Identification		Product Image
Company Name	LUTEC	
Item code	6910901012	
Module code	6910901012M	
Product Name	POPS	
Last modified	2022/9/20	

**Step**

	
1. Light	2. Pull out the lamp head part
	
3. Open the corner of silicone, unscrew the screws , unplug the socket, take out the lampshade silicone ring and remove the control board	4. Pry off the solar panel and unplug the socket
	
5. Unscrew and remove the LED board	6. Module