

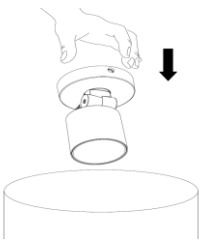
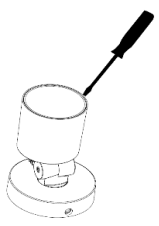
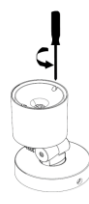

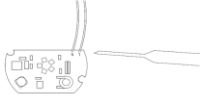
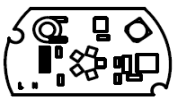


| Product Identification | | Product Image |
|------------------------|-------------|--|
| Company Name | LUTEC |  |
| Item code | 6609202118 | |
| Module code | 6609202118M | |
| Product Name | EXPLORER | |
| Last modified | 2021/6/20 | |

Step

| | |
|---|---|
|  |  |
| 1. Light | 2. Soaking in alcohol for 24h |
|  |  |
| 3. Pry open the diffusor | 4. Unscrew and remove the reflector |
|  |  |
| 5. Unscrew and remove the LED board | 6. Welding off the wires |
|  | |
| 7. Module | |