

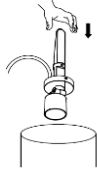
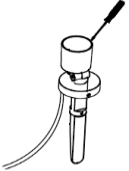
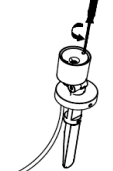
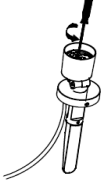
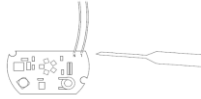
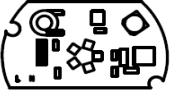


Product Identification		Product Image
Company Name	LUTEC	
Item code	6609201118	
Module code	6609201118M	
Product Name	EXPLORER	
Last modified	2021/6/20	

Step	
	
1. Light	2. Soaking in alcohol for 24h
	
3. Pry open the diffusor	4. Unscrew and remove the reflector
	
5. Unscrew and remove the LED board	6. Welding off the wires
	
7. Module	