








Product Identification		Product Image
Company Name	LUTEC	
Item code	6392202457	
Module code	6392202457M	
Product Name	KAYAH	
Last modified	2022/9/20	
Step		
1.Lamp		2.Press the unlocking mark on the plastic housing, unscrew the housing to the left and remove it
		
3.Unscrew the screws on the diffuser with a cross screwdriver and remove the diffuser		4.Remove the sealing cap
		
5.Open the terminal and remove the wire		6.Unscrew the screws that fix the module with a Phillips screwdriver
		
7.Remove the module		
