







Product Identification		Product Image
Company Name	LUTEC	
Item code	6389102012	
Module code	6389102012M	
Product Name	GEMINI	
Last modified	2022/2/14	

Step	
	
1. Light	2. Soak in alcohol for 15 minutes, use a large flat-blade screwdriver to pry open the cover and diffuser
	
3. Unscrew and remove the screws on inner LED part	4. Solder off the LED board
	
5. Module	