







Product Identification		Product Image
Company Name	LUTEC	
Item code	6389101118	
Module code	6389101118M	
Product Name	GEMINI	
Last modified	2022/2/14	

Step

			
1. Light		2. Soak in alcohol for 15 minutes, use a large flat-blade screwdriver to pry open the cover and diffuser	
			
3. Unscrew and remove the screws on inner LED part		4. Solder off the LED board	
			
5. Module			