








Product Identification		Product Image
Company Name	LUTEC	
Item code	5189125012	
Module code	5189125012M	
Product Name	GEMINI	
Last modified	2021/6/20	

Step

	
1. Light	2. Unscrew and remove the plastic plate
	
3. Unscrew and remove the back cover	4. Soak in alcohol for 5 minutes, pry open the glass cover and reflector
	
5. Unscrew and remove the LED board	6. Module