










Product Identification		Product Image
Company Name	LUTEC	
Item code	5189120118	
Module code	5189120118M	
Product Name	GEMINI	
Last modified	2021/6/2	

Step	
	
1. Light	2. Spread alcohol on the glass and use a utility knife to cut the vinyl and take out the glass
	
3. Unscrew the screws on both sides to take out	4. Unscrew the terminal block and remove the wires
	
5. Unscrew the opal housing,remove the driver board	6. Unscrew and remove the reflector
	
7. Unscrew and remove the LED board	8. Module