










Product Identification		Product Image
Company Name	LUTEC	
Item code	5189113118	
Module code	5189113118M	
Product Name	GEMINI	
Last modified	2021/5/10	

Step	
	
1. Light	2. Unscrew and remove the plastic plate with torx wrench
	
3. Unscrew the terminal, remove the wires and sealing ring	4. Unscrew and remove the plastic inner base
	
5. Spread alcohol around the glass, use a blade to cut the glue and take out the glass	6. Unscrew and remove the reflector
	
7. Unscrew and remove the module part	8. Module