






| Product Identification | | Product Image |
|------------------------|-------------|--|
| Company Name | LUTEC |  |
| Item code | 5189112118 | |
| Module code | 5189112118M | |
| Product Name | GEMINI | |
| Last modified | 2021/6/20 | |

Step

| | |
|---|--|
|  |  |
| 1. Light | 2. Unscrew and remove the plastic plate |
|  |  |
| 2. Soak in alcohol for 15 minutes, pry open the glass cover and reflector | 4. Module |
| | |
| | |