







Product Identification		Product Image
Company Name	LUTEC	
Item code	5189104118	
Module code	5189104118M	
Product Name	GEMINI	
Last modified	2021/6/2	

Step

	
1. Light	2. Unscrew and remove the base
	
3. After soaking in alcohol, use a flat-blade screwdriver to pry open the glass and take out the glass and reflector	4. Unscrew the LED board
	
5. Module	