



Product Identification		Product Image
Company Name	LUTEC	
Item code	5189103118	
Module code	5189103118M	
Product Name	GEMINI	
Last modified	2021/5/10	


Step




1. Light	2. Unscrew and remove the plastic plate with torx wrench
----------	--



3. Unscrew the terminal, remove the wires and sealing ring	4. Unscrew and remove the plastic inner base
--	--



5. Spread alcohol around the glass, use a blade to cut the glue and take out the glass	6. Unscrew and remove the reflector
--	-------------------------------------



7. Unscrew and remove the module part	8. Module
---------------------------------------	-----------