





Product Identification		Product Image
Company Name	LUTEC	
Item code	5188801118	
Module code	5188801118M	
Product Name	APOLLO	
Last modified	2021/6/3	

Step	
	
1. Light	2. Unscrew and remove the transparent diffuser
	
3. Use a sol agent first, then pry off the opal	4. Unscrew and remove the ladder-shaped LED board
	
5. Solder and remove the wires	6. Unscrew the square LED board
	
7. Remove the square LED board	8. Module