







Product Identification		Product Image
Company Name	LUTEC	
Item code	5010901118	
Module code	5010901118M	
Product Name	DROPSI	
Last modified	2021/6/24	

**Step**

	
<b>1. Light</b>	<b>2. Remove adhesive with sol agent</b>
	
<b>3. Use screwdriver and hex wrench to remove the lamp body, back housing and LED board</b>	<b>4. Unscrew the driver</b>
	
<b>5. Module</b>	