Light source remove Instructions

V1.0 Template(2021)

Product Identification		Product Image
Company Name	LUTEC	
Item code	5000501118	
Module code	5000501118M	
Product Name	DROPA	
Last modified	2021/6/24	

Step

1. Light	**2. Remove the diffusor components with sol agent**
3. Remove the lens, then unscrew and remove the LED board	**4. Unscrew and remove the mounting board and the terminal**
	
5. Unscrew and remove the driver board	**6. Module**